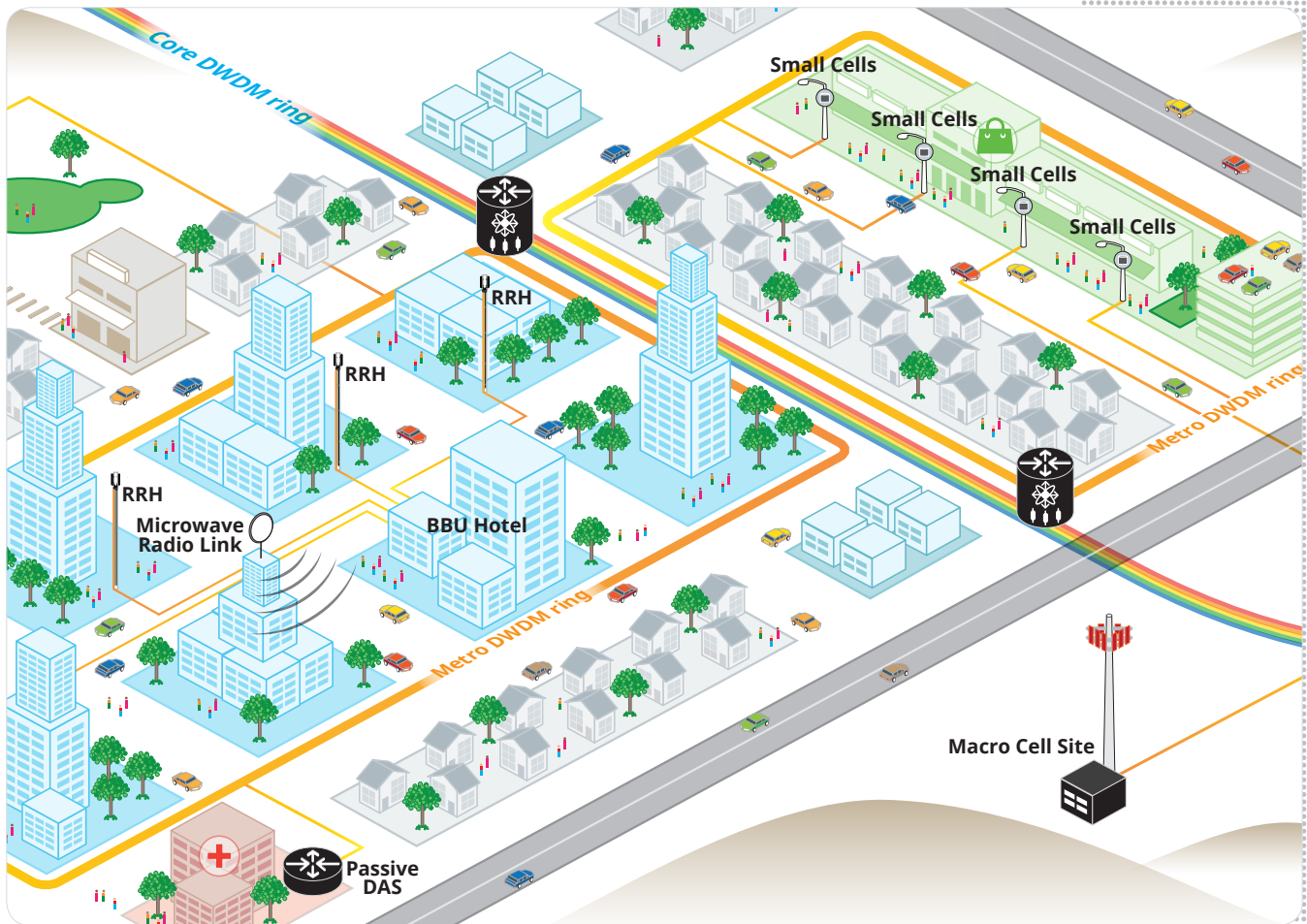


Anritsu envision : ensure


C-RAN Solutions

Transport, Optical & RF Testing for all Elements of the C-RAN Network



The implementation of 4G LTE and the race to 5G cellular networks is upon us. Massive network densification is required to support the surge in demand for mobile data and support of the Internet of Things (IoT). Historically, development of the mobile network focused on enhancing the radio interface with new modulation schemes, in-building wireless and small cells. Future requirements will only be met if the architecture of the whole network is reconsidered, including radios, baseband, fronthaul/backhaul transport and core networks.

C-RAN networks bring baseband units together into BBU Hotels, and implement network functions in software on standard IT platforms to enable the virtualization of the network. This network function virtualization (NFV) will enable significant benefits in lower energy costs, greater network resilience and dynamic allocation of network resources with time.



For those responsible for installing and maintaining the network, the engineering teams will be working on a wider range of technologies including wireless, optical and transport. Test solutions need to be matched to the technologies in the network and flexible enough to troubleshoot a wide range of issues.

Anritsu has a long history of testing all aspects of the C-RAN. Our instruments evolve to meet the new challenges of testing the C-RAN networks being rolled out today. Put our experience to work for you!

Key Network Elements

C-RAN Network

With the large increase in mobile data traffic, network operators are moving the BBU (BaseBand Units) from macro cell sites to a common central location allowing greater flexibility and cost savings. The connection from the BBU to the RRH (Remote Radio Head) is most commonly via CPRI at rates between 614.4 kbps to 10,137.6 Mbps.

Core DWDM (Dense Wavelength Division Multiplexing) ring

Today's networks are interconnected by core DWDM fiber rings, interconnecting major metropolitan areas and populations. These networks consist of multiple 100 Gbps and 10 Gbps links over a single fiber, each on their own wavelengths across the C (1530–1565 nm) and L (1565–1625 nm) bands.

Metro DWDM ring

Consisting of multiple rings per metropolitan area allowing the network bandwidth to be locally isolated. With rapidly growing demand for data, cloud resources are now being localized to within the metro ring, removing the requirement of the traffic transiting the core network. Multiple 10 Gbps, and some 100 Gbps, links each on their own wavelength across the C and L bands.

Macro Cell

A cell in a mobile phone network that provides network coverage using a high power cellular radio base station. The macro cell may be mounted on a tall building or a dedicated radio tower. Typically, the base transceiver station (BTS) radios are located in an equipment room at the base of the tower or on the rooftop. High power radios provide coverage up to 20 km. Connection back to the core network is typically by microwave link or optical fiber.

Small Cell

Low power radios used in the cellular network to provide densification in urban environments. Range may be limited to 0.5 km to 4 km. Typically the integrated radio is mounted on existing street infrastructure such as lampposts or on the side of a building.

Remote Radio Head (RRH)

Part of a distributed base station that locates the BBUs at the base of a cell tower, or even remotely at a BBU hotel, and the radios at the top of the tower close to the antennas. The compact RRH is connected to the BBU via a fiber optic cable, typically using CPRI protocols. Use of RRH reduces power loss in long RF cable runs and potentially improves network flexibility, especially to distribute load at peak times.

BBU Hotel

The name given to a single location which houses the baseband units of many distributed RRH. A BBU hotel can be many kilometers from the radio heads, typically using fibers running CPRI protocols between the two. By locating multiple BBU at a common location, radio resources can be allocated dynamically as demand changes. The radios can be mounted closer to the antenna which reduces RF cable losses and may improve PIM performance. OPEX may also be reduced as smaller equipment rooms and less cooling is required at each site.

Microwave Radio

A point to point radio link that is often used to connect remote cell sites back to the core network, in place of optical fiber.

DAS (Distributed Antenna Systems)

The most common method selected by operators and building owners to achieve in-building coverage and capacity. DAS are able to accept inputs from a variety of sources making them equipment manufacturer and technology neutral (2G, 3G, 4G).

Passive DAS

Signals from one or more RF sources are distributed throughout a venue using only passive components: coaxial cable, splitters and antennas. Sectorization is achieved by dedicated RF cable feeds to each antenna branch. Typically used for small DAS installations such as SME offices, conference centers and hotels.

Active DAS

Downlink signals from one or more RF sources are conditioned, combined and converted to light for distribution over fiber cable to radio units located around the venue. Radio units convert the signal back to RF, amplify and re-broadcast them. This allows for greater range within the DAS and is typically used at large sports stadiums, airports and very tall buildings.

Network Interference

The best planned networks are subject to performance degradation from illegal or accidental radio interferers such as unlicensed radio microphones, radios on visiting commercial shipping, leaking cable TV cables or illegal FM transmitters.

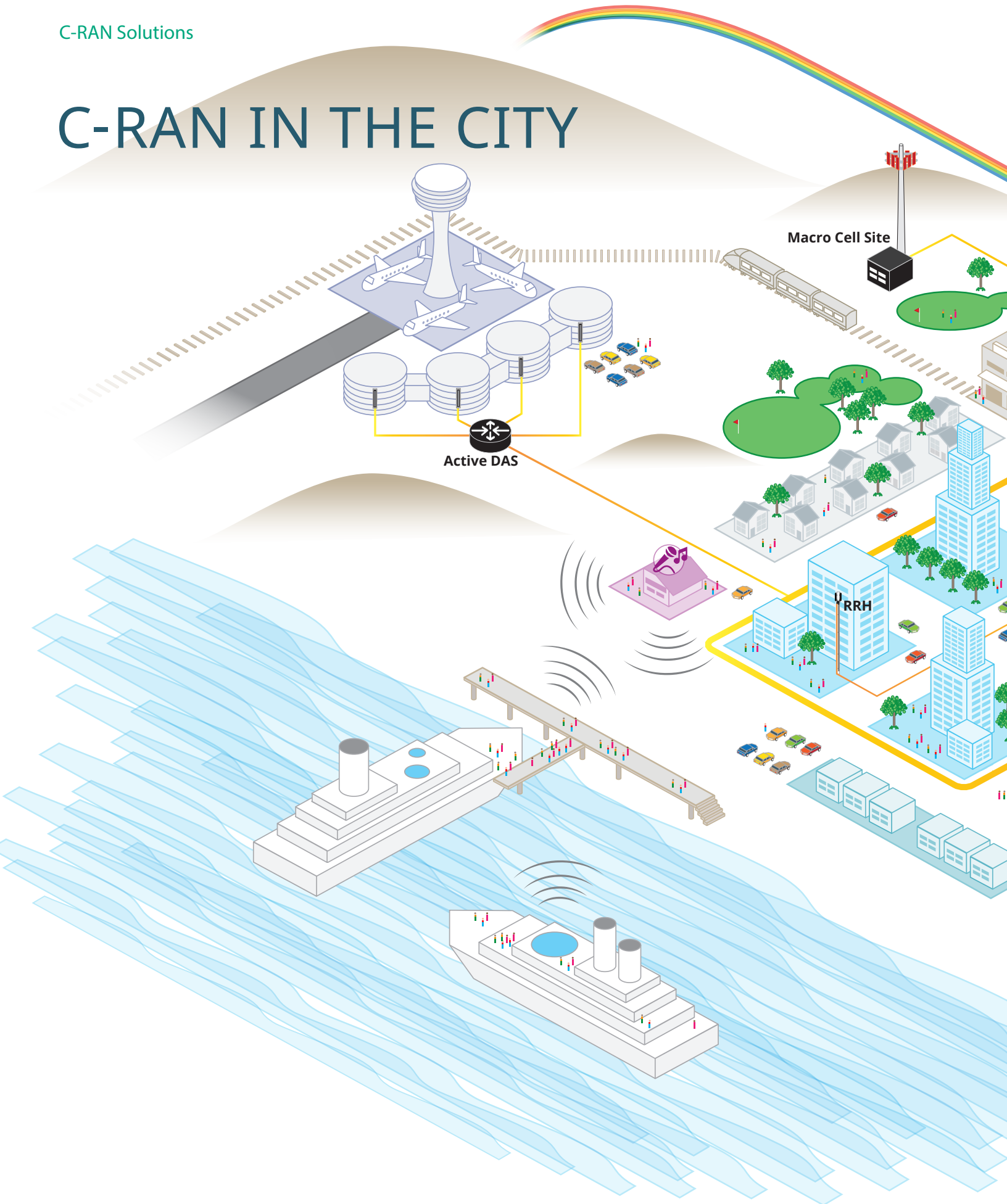
Common Public Radio Interface (CPRI)

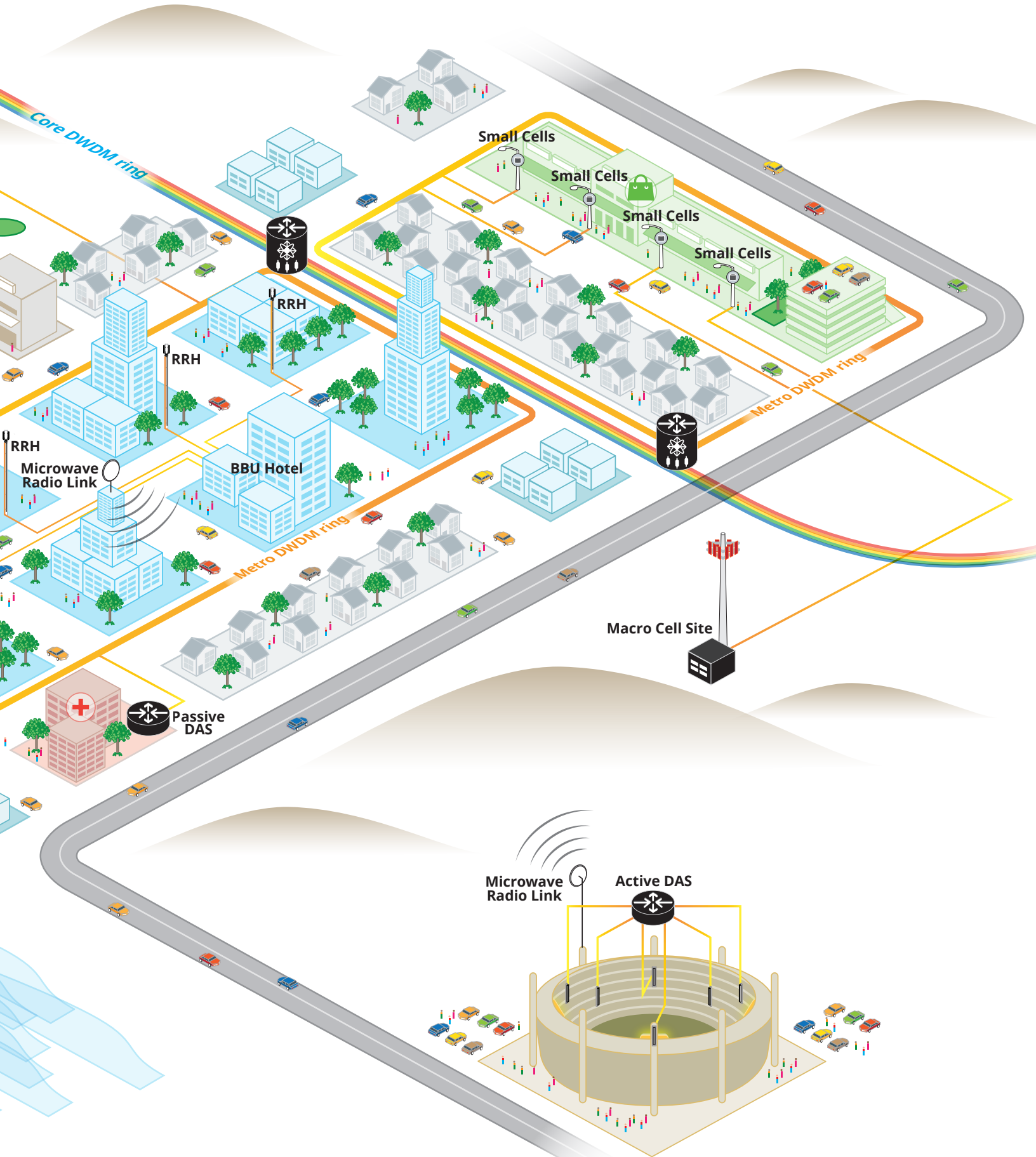
CPRI is an open specification for an interface between Radio Equipment Controllers (REC) often referred to as BBU, and Radio Equipment (RE), often referred to as RRH. The use of a CPRI interface run over a single mode or multi-mode fiber enables the radio equipment to be mounted at the top of a tower very close to the antennas. The BBU and RRH can be up to 25 km apart facilitating the use of BBU hotels so the network can be configured dynamically as demand changes. The latest specification version 7.0 supports up to 24 Gbps line rates.

Transport layer

A general term for the layer of the OSI Reference Model that provides connection services for high layer applications. Optical Transport Networks (OTN) run up to 400 Gbps, other transport technologies include: Ethernet, CPRI/OBSAI, SDH/SONET, PDH/DSn.

C-RAN IN THE CITY





Network Elements

	Core DWDM	Metro DWDM	Macro Cell	Small Cell	Remote Radio Head
Network Master MT1000A	•	•	•	•	•
Network Master MT1100A	•	•	•	•	•
Network Master MT9090A	•	•	•	•	•
Access Master MT9083x2	•	•			•
BTS Master MT8220T			•	•	•
Site Master S33xE			•		•
Site Master S331L			•		•
PIM Master MW82119B			•	•	•
Spectrum Master MS2720T			•	•	
Remote Spectrum Monitor MS2710xA			•		

Anritsu Solutions for Every Network Element



Network Master™ Pro MT1000A
All in one optical cable and data transmission field test instrument for installation and maintenance engineers. The MT1000A supports transport testing from 1.5 Mbps to 10 Gbps, on Ethernet, OTN, SDH/SONET, PDH/DSn, fiber channel, CPRI and OBSAI. Optional OTDR and fiber visual inspection probes are available.



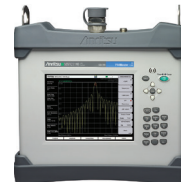
Network Master™ Flex MT1100A
All in one transport tester from 1.5 Mbps to 100 Gbps. Designed for R&D as well as field installation and maintenance, the MT1100A is carrier class Ethernet instrument for OTN core and metro networks implementing 100 GigE and OTN technologies. Test up to four independent 100 Gbps ports simultaneously or for R&D, MT1100A delivers 400 Gbps (100G x 4) by simulating client signals.



Network Master™ MT9090A
A modular palm sized platform for field technicians that can be optioned as an Optical Time Domain Reflectometer, CWDM Optical Channel Analyzer or 10/100/1000 Mbps Ethernet Analyzer.



Site Master™ Handheld Cable & Antenna Analyzer S331L
The S331L offers the highest value in a rugged, handheld cable and antenna analyzer for contractors, installers, and wireless service providers, who need an instrument to reduce site maintenance expenses. Optimized for RF line sweep measurements to 4 GHz, the S331L delivers an entire workday of battery operating time, the most ever offered in a handheld cable and antenna analyzer.



PIM Master™ MW82119B
PIM Master is a battery-operated, high power Passive Intermodulation (PIM) tester covering global cellular standards. PIM is a form of interference generated by components such as connectors, cable assemblies, filters, and antennas. When subjected to the downlink signals at a cell site, these normally linear components can generate spurious signals in the uplink path. PIM Master is a specialized test instrument able to measure system linearity and identify PIM locations both inside the cable system and beyond the antenna. An RF line sweep option is available to reduce the number of testers a field technician requires for each site visit.

BBU Hotel	Microwave Radio	Passive DAS	Active DAS	Network Interference	CPRI	Transport Layer
•			•		•	•
•					•	•
•			•			•
•			•			
•		•	•	•	•	
		•	•	•	•	
		•	•			
		•	•			
	•			•		
				•		



ACCESS Master™ MT9083x2
 This optical fiber analyzer is designed for installing and maintaining access, metro, or core networks. The MT9083x2 is a complete fiber test tool including; OTDR, light source, power meter, VFL and connector inspection microscope. The MT9083x2 features multiple wavelengths and options for all your CRAN testing needs to meet any network testing requirement access or metro, FTTx or LAN, MFH.



BTS Master™ MT8220T
 The BTS Master is the complete test instrument for cellular base station installation and maintenance. Integrated into a single field portable instrument are; cable and antenna analyzer, spectrum analyzer, vector signal generator, interference analyzer with mapping, power meter, CPRI RF measurements and demodulation/analysis of all standard RF standards including 2G, 3G and LTE.



Site Master™ Handheld Cable & Antenna Analyzer S33xE Series
 Anritsu Site Master was the first and remains the industry standard RF cable and antenna analyzer. When used with SkyBridge tools, Site Master automates the creation of test plans and provides one button tests, reducing test time by up to 90%, especially important when testing DAS systems that may include many hundreds of line sweep measurements. The range has frequency coverage up to 40 GHz. Options include a fully featured spectrum Analyzer and CPRI RF measurements to measure RF signals on an optical CPRI link.



Spectrum Master™ MS2720T
 High performance field portable spectrum analyzer to 43 GHz. This fully featured spectrum analyzer includes a power meter, tracking generator, interference analyzer and channel scanner. Modulation analysis for 2G, 3G and LTE signals make this instrument ideal for base station testing as well as backhaul microwave link measurements.



Remote Spectrum Monitor MS2710xA
 Remote Spectrum Monitors are designed for distribution around a large geographic area to monitor all RF transmissions to 6 GHz. Weatherproof IP67 models for outdoor installation and in building models with up to 24 RF ports for cell site monitoring are available. Centrally located Vision software monitors all transmissions, quickly identifying the sources of interference that degrade network performance. POA and TDOA algorithms quickly pinpoint interference for rapid identification and resolution.

• United States
Anritsu Company
1155 East Collins Boulevard, Suite 100,
Richardson, TX, 75081 U.S.A.
Toll Free: 1-800-267-4878
Phone: +1-972-644-1777
Fax: +1-972-671-1877

• Canada
Anritsu Electronics Ltd.
700 Silver Seven Road, Suite 120,
Kanata, Ontario K2V 1C3, Canada
Phone: +1-613-591-2003
Fax: +1-613-591-1006

• Brazil
Anritsu Eletrônica Ltda.
Praça Amadeu Amaral, 27 - 1 Andar
01327-010 - Bela Vista - Sao Paulo - SP - Brazil
Phone: +55-11-3283-2511
Fax: +55-11-3288-6940

• Mexico
Anritsu Company, S.A. de C.V.
Av. Ejército Nacional No. 579 Piso 9, Col. Granada
11520 México, D.F., México
Phone: +52-55-1101-2370
Fax: +52-55-5254-3147

• United Kingdom
Anritsu EMEA Ltd.
200 Capability Green, Luton, Bedfordshire LU1 3LU, U.K.
Phone: +44-1582-433280
Fax: +44-1582-731303

• France
Anritsu S.A.
12 avenue du Québec, Batiment Iris 1-Silic 612,
91140 Villebon-sur-Yvette, France
Phone: +33-1-60-92-15-50
Fax: +33-1-64-46-10-65

• Germany
Anritsu GmbH
Nemetschek Haus, Konrad-Zuse-Platz 1
81829 München, Germany
Phone: +49-89-442308-0
Fax: +49-89-442308-55

• Italy
Anritsu S.r.l.
Via Elio Vittorini 129, 00144 Roma Italy
Phone: +39-06-509-9711
Fax: +39-06-502-2425

• Sweden
Anritsu AB
Kistagången 20B, 164 40 KISTA, Sweden
Phone: +46-8-534-707-00
Fax: +46-8-534-707-30

• Finland
Anritsu AB
Teknobulevardi 3-5, FI-01530 VANTAA, Finland
Phone: +358-20-741-8100
Fax: +358-20-741-8111

• Denmark
Anritsu A/S
Kay Fiskers Plads 9, 2300 Copenhagen S, Denmark
Phone: +45-7211-2200
Fax: +45-7211-2210

• Russia
Anritsu EMEA Ltd.
Representation Office in Russia
Tverskaya str. 16/2, bld. 1, 7th floor.
Moscow, 125009, Russia
Phone: +7-495-363-1694
Fax: +7-495-935-8962

• Spain
Anritsu EMEA Ltd.
Representation Office in Spain
Edificio Cuzco IV, Po. de la Castellana, 141, Pta. 5
28046, Madrid, Spain
Phone: +34-915-726-761
Fax: +34-915-726-621

• United Arab Emirates
Anritsu EMEA Ltd.
Dubai Liaison Office
P O Box 500413 - Dubai Internet City
Al Thuraya Building, Tower 1, Suite 701, 7th floor
Dubai, United Arab Emirates
Phone: +971-4-3670352
Fax: +971-4-3688460

• India
Anritsu India Pvt Ltd.
2nd & 3rd Floor, #837/1, Binnamangla 1st Stage,
Indiranagar, 100ft Road, Bangalore - 560038, India
Phone: +91-80-4058-1300
Fax: +91-80-4058-1301

• Singapore
Anritsu Pte. Ltd.
11 Chang Charn Road, #04-01, Shriro House
Singapore 159640
Phone: +65-6282-2400
Fax: +65-6282-2533

• P. R. China (Shanghai)
Anritsu (China) Co., Ltd.
27th Floor, Tower A,
New Caohejing International Business Center
No. 391 Gui Ping Road Shanghai, Xu Hui Di District,
Shanghai 200233, P.R. China
Phone: +86-21-6237-0898
Fax: +86-21-6237-0899

• P. R. China (Hong Kong)
Anritsu Company Ltd.
Unit 1006-7, 10/F., Greenfield Tower, Concordia Plaza,
No. 1 Science Museum Road, Tsim Sha Tsui East,
Kowloon, Hong Kong, P. R. China
Phone: +852-2301-4980
Fax: +852-2301-3545

• Japan
Anritsu Corporation
8-5, Tamura-cho, Atsugi-shi,
Kanagawa, 243-0016 Japan
Phone: +81-46-296-6509
Fax: +81-46-225-8359

• Korea
Anritsu Corporation, Ltd.
5FL, 235 Pangyoyeok-ro, Bundang-gu, Seongnam-si, Gyeonggi-do,
13494 Korea
Phone: +82-31-696-7750
Fax: +82-31-696-7751

• Australia
Anritsu Pty Ltd.
Unit 20, 21-35 Ricketts Road,
Mount Waverley, Victoria 3149, Australia
Phone: +61-3-9558-8177
Fax: +61-3-9558-8255

• Taiwan
Anritsu Company Inc.
7F, No. 316, Sec. 1, Neihu Rd., Taipei 114, Taiwan
Phone: +886-2-8751-1816
Fax: +886-2-8751-1817